

Driving Directions from Norfolk
Airport (ORF) to JFSC



** The maps contained in this presentation are provided to students to assist with arrival into Norfolk, how to find the Navy Lodge and JFSC, and how gain access to Naval Support Activity (NSA) Hampton Roads. Please direct all questions or concerns to your JCWS-H faculty.*

Driving Directions from Norfolk Airport (ORF) to JFSC

Norfolk International Airport

2200 Norview Ave, Norfolk, VA 23518

▼ Get on I-64 W from Airport Rd and Robin Hood Rd

4 min (2.0 mi)

↑ Head east on Norview Ave toward Airport Parking Dep Rd

56 ft

↗ Slight right onto Airport Parking Dep Rd

0.2 mi

↘ Turn right toward Airport Rd

148 ft

↘ Turn right at the 1st cross street onto Airport Rd

0.8 mi

↑ Continue onto Robin Hood Rd

0.5 mi

↙ Turn left to merge onto I-64 W

0.4 mi

▼ Continue on I-64 W to VA-406 W/Terminal Blvd.
Take the VA-406/Terminal Blvd exit from I-564 W

6 min (5.5 mi)

↗ Merge onto I-64 W

3.7 mi

↙ Keep left at the fork to continue on I-564 W,
follow signs for Naval Base/VA-406/Terminal Blvd

1.1 mi

↘ Use the right 2 lanes to take the VA-406/Terminal Blvd exit toward Hampton Blvd

0.7 mi

▼ Continue on VA-406 W/Terminal Blvd to your destination

4 min (1.7 mi)

↑ Continue onto VA-406 W/Terminal Blvd

1.3 mi

↘ Turn right onto Hampton Blvd

0.3 mi

↙ Turn left onto Leutze Blvd

315 ft

↙ Turn left

i Destination will be on the right

338 ft

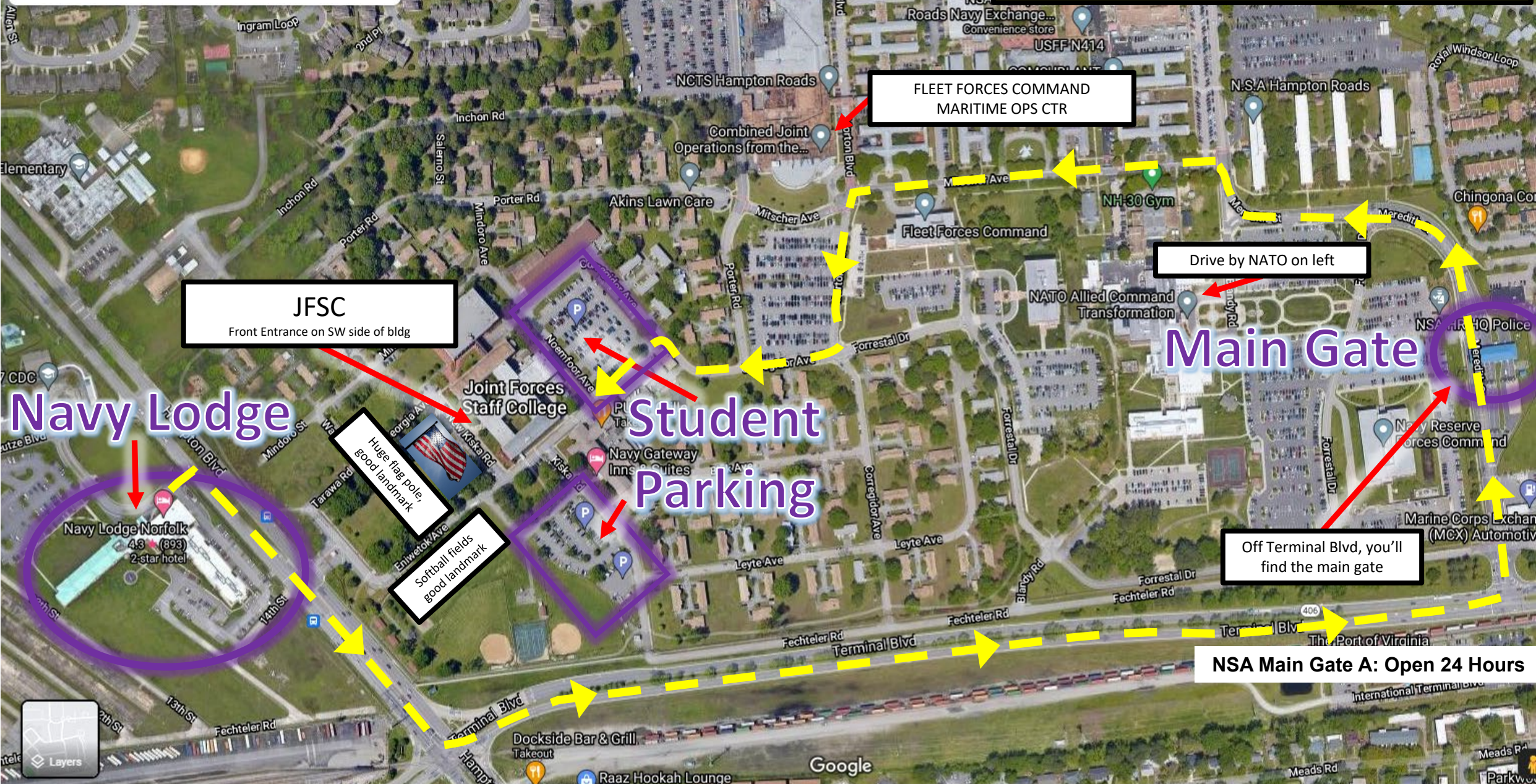
JFSC Campus – Norfolk, VA



NSA Main Gate A: Open 24 Hours

Search Google Maps
See travel times, traffic and nearby places

Driving Directions from Navy Lodge, through the Main Gate, to JFSC



FLEET FORCES COMMAND
MARITIME OPS CTR

JFSC
Front Entrance on SW side of bldg

Drive by NATO on left

Main Gate

Navy Lodge

Student
Parking

Huge flag pole,
good landmark

Softball fields
good landmark

Off Terminal Blvd, you'll
find the main gate

NSA Main Gate A: Open 24 Hours

Search Google Maps
See travel times, traffic and nearby places

Driving Directions
from Navy Lodge,
through the Charlie
Gate, to JFSC

NSA C Gate:
Restricted Hours

Off Helmick Street via
Hampton Blvd, you'll find
the main gate

FLEET FORCES COMMAND
MARITIME OPS CTR

JFSC
Front Entrance on SW side of bldg

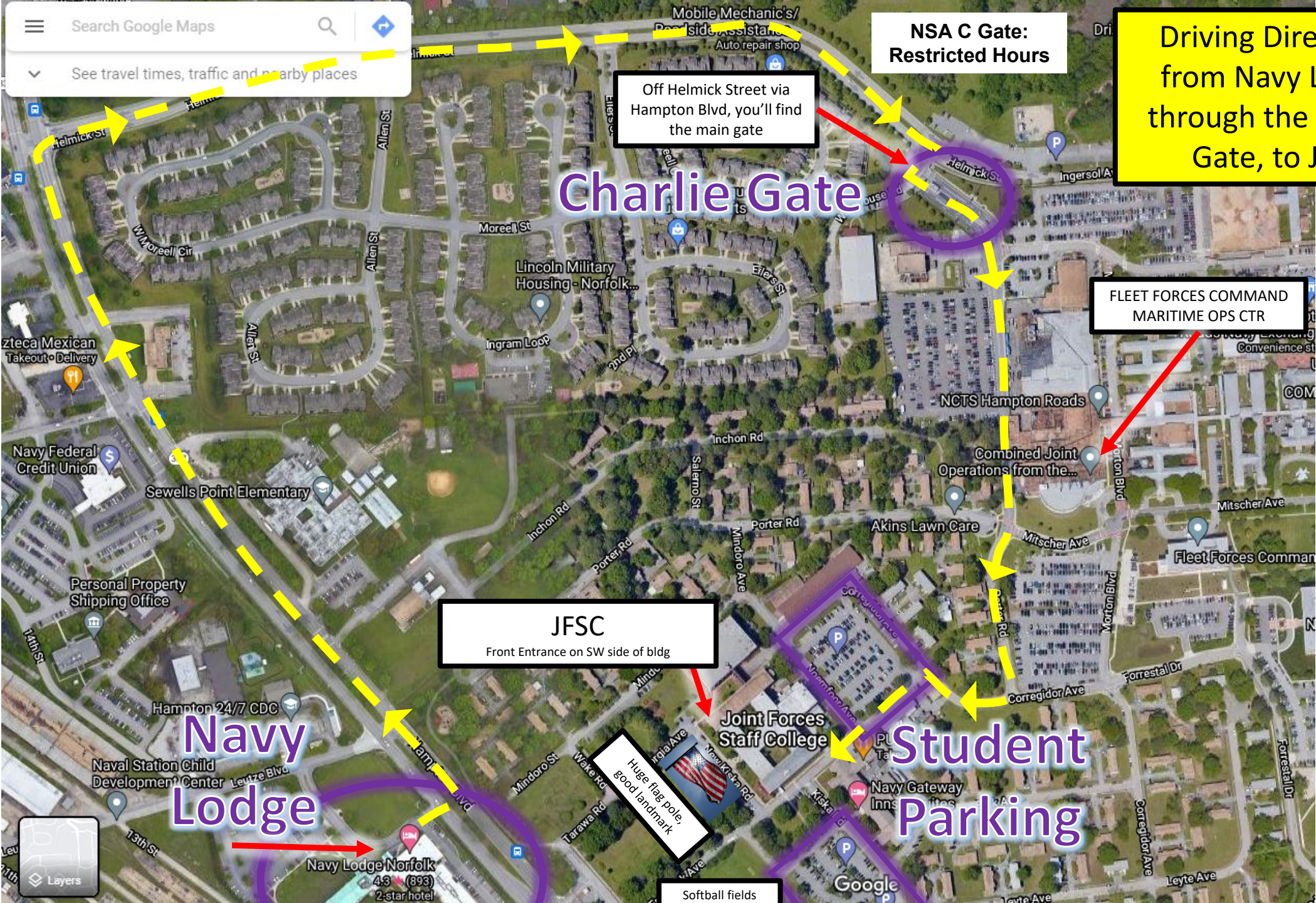
Huge flag pole,
good landmark

Softball fields

Charlie Gate

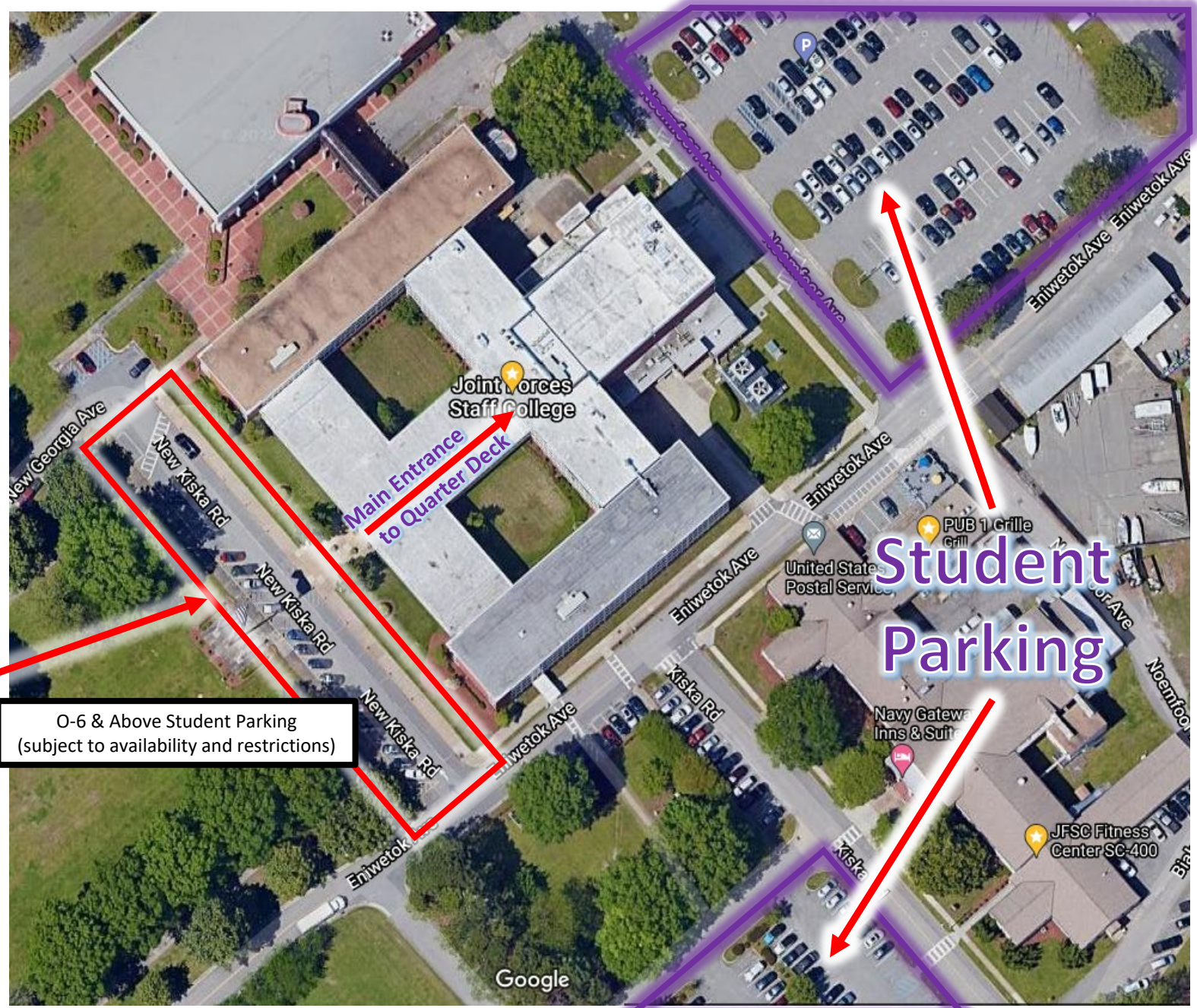
Navy Lodge

Student Parking



Parking in front of JFSC is restricted to O-6 (faculty and students) and above, permitted parking, and DV parking. As a JCWS student, do not park here unless you are an O-6 or above. Do not parking in restricted or permitted spaces (clearly marked)

O-6 & Above Student Parking
(subject to availability and restrictions)



Restricted
Parking

Student
Parking